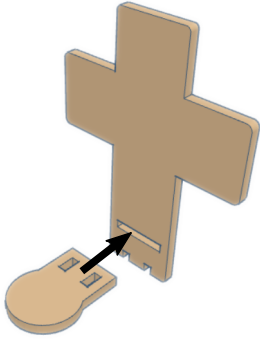
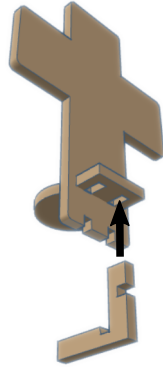


PEGSIES


FAMILY DESIGNED AND CREATED
SINCE 2020




Step 1: Slide the stand through the cross.



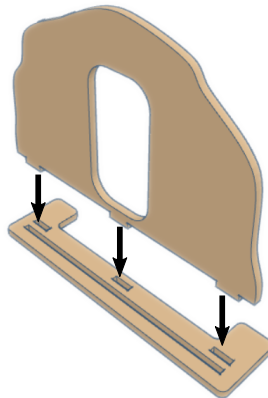
Step 2: Slide one foot up through the stand.



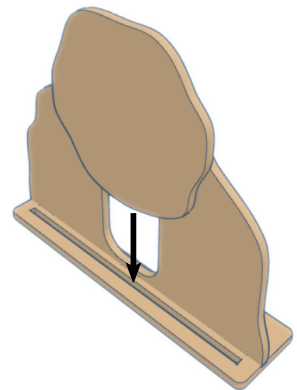
Step 3: Slide the second foot up through the stand.




Step 4: Pull the stand forward locking in both feet.



Step 5: Fit the three cave tabs into the three base slots.



Step 6: Fit the rock into the front slot on the base.



info@pegsies.com

Check out our assembly video on YouTube!
If you have any questions while
assembling, please contact us!



@PegsiesPage